ZYPROL

GLOBAL TIRE SOLUTIONS


**QINGDAO ZYPROL TYRE CO., LTD.**

ADD: Room 1602, Building 1, Shinan Software Park,
No.288, Ningxia Road, Qingdao, China

TEL: +86 0532 80973922

Web: www.zyprol.com

Email: info@zyprol.com


ZYPROL

# TRUCK & BUS RADIAL TIRE



## PRODUCT CATALOGUE

ENHANCED DURABILITY | STABLE HANDLING | HIGH LOAD CAPACITY | FUEL EFFICIENCY

# About Zyprol

Founded in 2025, Qingdao Zyprol Tyre Co., Ltd. was established by tire industry professionals with more than a decade of experience. We are dedicated to providing a comprehensive range of passenger, commercial, specialty, and two-wheel tires, as well as steel and aluminum wheels, wheel assemblies, and related accessories to meet the diverse and customized needs of customers worldwide.

Zyprol takes pride in its extensive product portfolio and compliance with major international standards and certifications, including ISO/TS, DOT, ECE, SONCAP, SASO, GCC, INMETRO, and other market-specific regulatory requirements. Our products are supplied to customers across North and South America, Europe, Asia, Africa, and other key global markets.

Leveraging our expertise in global sourcing, international trade, logistics management, R&D support, and quality control, Zyprol serves as a reliable bridge between manufacturers and customers. We deliver a seamless, one-stop procurement experience, enabling our partners to optimize supply chains, reduce inventory risks, and improve purchasing efficiency through cost-effective logistics solutions.

At Zyprol, we are committed to helping our customers and business partners enhance profitability through quality products, competitive pricing, and responsive service. Our mission is to be a trusted long-term partner and a dependable one-stop solution provider.

**Z**enith **P**erformance **O**ptimization

**Y**ield **R**eliability **L**ongevity

**ZYPROL** stands for **Z**enith quality, superior **Y**ield, outstanding **P**erformance, proven **R**eliability, sustaining **O**ptimization, and exceptional **L**ongevity.



# PRODUCT SERIES OVERVIEW

ENGINEERED FOR SAFETY. BUILT FOR PERFORMANCE.

| PAGE | SERIES/ SPECIFICATION | AVAILABLE SIZES |
|---|---|---|
| 04 | 7.50R16LT |  ZH100 ZH168 |
| 06 | 10.00R20 |  ZY680 |
| 08 | 11R22.5 |  ZY168 ZY168+ ZY160 ZY160+ ZY170 |
| 10 | 11R22.5 |  ZY260 ZY260+ ZY100 ZY100+ ZY199 ZY199+ |
| 12 | 11R24.5 |  ZY168 ZY168+ ZY160 ZY160+ |
| 14 | 11R24.5 |  ZY260 ZY270 ZY270+ |

| PAGE | SERIES/ SPECIFICATION | AVAILABLE SIZES |
|---|---|---|
| 16 | 315/80R22.5 |  ZY168 ZY198 ZY350 ZY370 ZY360 ZY380 |
| 18 | 385/65R22.5 | 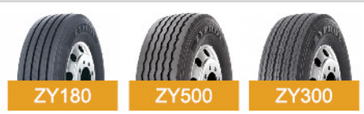 ZY180 ZY500 ZY300 |
| 20 | 295/80R22.5 |  ZY390 ZY269 ZY168 ZY380 ZY268 |
| 22 | 13R22.5 |  ZY168 ZY187 |
| 24 | 12.00R20 |  ZY168 ZY169 ZY600 |
| 26 | 12.00R24 |  ZY168 ZY169 ZY900 |

ZYPROL

## SPECIFICATIONS

| Pattern Code | Position | Ply Rating | Tread Depth (mm) | Load Index | Speed Symbol | Max Load (kg) | | Pressure kPa (PSI) | Standard Rim | |
|---|---|---|---|---|---|---|---|---|---|---|
| | | | | | | Single | Dual | | | |
| ZH100 | STEER | 14 | 10.5 | 122/118 | M | 3302 | 2910 | 770 | 6 | ※ |
| ZH168 | ALL POSITION | 14 | 12 | 122/120 | G | 3330 | 3170 | 700 | 6 | ※ |

※ To be launched in Phase 2




▪ ZH100 ▪




▪ ZH168 ▪

Recommend Available Disabled

# 7.50R16LT

## BUILT TO DELIVER MORE

Optimized for long haul and heavy load operations



ZYPROL



# 10.00R20

## BUILT TO DELIVER MORE

Optimized for medium haul
and heavy load operations




## ZY680

Recommend
Available
Disabled

Recommended for driving axle in medium haul and heavy load applications

ENHANCED DURABILITY

STABLE HANDLING

HIGH LOAD CAPACITY

EXCELLENT MILEAGE

## SPECIFICATIONS

| Pattern Code | Position | Ply Rating | Tread Depth (mm) | Load Index | Speed Symbol | Max Load (kg) | | Pressure kPa (PSI) | Standard Rim | |
|---|---|---|---|---|---|---|---|---|---|---|
| | | | | | | Single | Dual | | | |
| ZY680 | DRIVE | 18 | 18.5 | 149/146 | D | 3250 | 3000 | 930 | 7.5 | ※ |

※ To be launched in Phase 2

## DESCRIPTION

*Optimized zig-zag block design delivers powerful traction and braking performance for mixed-service conditions.

*Continuous shoulder ribs enhance lateral stability and resist irregular wear & chunking. Wide main grooves offer excellent.

*self-cleaning, anti-stone-trapping capability. Ideal for heavy-duty trucks operating on highway & gravel roads.

ZYPROL



# 11R22.5

Engineered for long-distance transport and heavy load operations, delivering exceptional durability, stability, and mileage performance.



## ▪ ZY168 ▪



## ▪ ZY168+ ▪





### SPECIFICATIONS

| Pattern Code | Position | Ply Rating | Tread Depth (mm) | Load Index | Speed Symbol | Max Load (kg) | | Pressure kPa (PSI) | Standard Rim | |
|---|---|---|---|---|---|---|---|---|---|---|
| | | | | | | Single | Dual | | | |
| ZY168 | ALL POSITION | 18 | 14.5 | 149/146 | M | 3250 | 3000 | 930 | 8.25 | |
| ZY168+ | ALL POSITION | 18 | 14.5 | 149/146 | M | 3250 | 3000 | 930 | 8.25 | ※ |

※ To be launched in Phase 2

○ Recommend ○ Available ○ Disabled

## ▪ ZY160 ▪



## ▪ ZY160+ ▪



## ▪ ZY170 ▪







### SPECIFICATIONS

| Pattern Code | Position | Ply Rating | Tread Depth (mm) | Load Index | Speed Symbol | Max Load (kg) | | Pressure kPa (PSI) | Standard Rim | |
|---|---|---|---|---|---|---|---|---|---|---|
| | | | | | | Single | Dual | | | |
| ZY160 | STEER/ TRAILER | 18 | 14.5 | 149/146 | K | 3250 | 3000 | 930 | 8.25 | |
| ZY160+ | STEER/ TRAILER | 18 | 14.5 | 149/146 | K | 3250 | 3000 | 930 | 8.25 | ※ |
| ZY170 | STEER/ TRAILER | 18 | 16.5 | 149/146 | M | 3250 | 3000 | 930 | 8.25 | ※ |

※ To be launched in Phase 2

○ Recommend ○ Available ○ Disabled




# 11R22.5

Engineered for long-distance transport and heavy load operations, delivering exceptional durability, stability, and mileage performance.




Recommend Available Disabled




## SPECIFICATIONS

| Pattern Code | Position | Ply Rating | Tread Depth (mm) | Load Index | Speed Symbol | Max Load (kg) | | Pressure kPa (PSI) | Standard Rim | |
|---|---|---|---|---|---|---|---|---|---|---|
| | | | | | | Single | Dual | | | |
| ZY260 | DRIVE | 18 | 20.0 | 149/146 | K | 3250 | 3000 | 930 | 8.25 | ※ |
| ZY260+ | DRIVE | 18 | 20.0 | 149/146 | K | 3250 | 3000 | 930 | 8.25 | ※ |
| ZY100 | DRIVE | 18 | 20.0 | 149/146 | K | 3250 | 3000 | 930 | 8.25 | |
| ZY100+ | DRIVE | 18 | 20.0 | 149/146 | K | 3250 | 3000 | 930 | 8.25 | ※ |
| ZY199 | DRIVE | 18 | 20.0 | 149/146 | K | 3250 | 3000 | 930 | 8.25 | |
| ZY199+ | DRIVE | 18 | 20.0 | 149/146 | K | 3250 | 3000 | 930 | 8.25 | ※ |

※ To be launched in Phase 2

ZYPROL



# 11R24.5

Engineered for long-distance transport and heavy load operations, delivering exceptional durability, stability, and mileage performance.




## ▪ ZY168 ▪






## ▪ ZY168+ ▪






## ▪ ZY160 ▪






## ▪ ZY160+ ▪



O Recommend O Available O Disabled

## SPECIFICATIONS

| Pattern Code | Position | Ply Rating | Tread Depth (mm) | Load Index | Speed Symbol | Max Load (kg) | | Pressure kPa (PSI) | Standard Rim | |
|---|---|---|---|---|---|---|---|---|---|---|
| | | | | | | Single | Dual | | | |
| ZY168 | ALL POSITION | 18 | 14.5 | 149/146 | M | 3250 | 3000 | 830 | 8.25 | ※ |
| ZY168+ | ALL POSITION | 18 | 14.5 | 149/146 | M | 3250 | 3000 | 830 | 8.25 | ※ |
| ZY160 | STEER/ TRAILER | 18 | 14.5 | 149/146 | M | 3250 | 3000 | 830 | 8.25 | |
| ZY160+ | STEER/ TRAILER | 18 | 14.5 | 149/146 | M | 3250 | 3000 | 830 | 8.25 | ※ |

※ To be launched in Phase 2

ZYPROL



# 11R24.5

Engineered for medium-haul heavy-load mixed-service operations.
Offers robust cut-chipping resistance and powerful traction on paved and gravel-rock roads.




## ▪ ZY260 ▪






## ▪ ZY270 ▪






## ▪ ZY270+ ▪



ENHANCED DURABILITY

STABLE HANDLING

HIGH LOAD CAPACITY

POWERFUL TRACTION

## SPECIFICATIONS

| Pattern Code | Position | Ply Rating | Tread Depth (mm) | Load Index | Speed Symbol | Max Load (kg) | | Pressure kPa (PSI) | Standard Rim | |
|---|---|---|---|---|---|---|---|---|---|---|
| | | | | | | Single | Dual | | | |
| ZY260 | DRIVE | 18 | 20.0 | 149/146 | M | 3250 | 3000 | 830 | 8.25 | |
| ZY270 | DRIVE | 16 | 25.0 | 149/146 | M | 3250 | 3000 | 830 | 8.25 | ※ |
| ZY270+ | DRIVE | 16 | 25.0 | 149/146 | M | 3250 | 3000 | 830 | 8.25 | ※ |

※ To be launched in Phase 2

Recommend  Available  Disabled

ZYPROL





▪ ZY350 ▪ ▪ ZY370 ▪ ▪ ZY360 ▪



▪ ZY168 ▪



▪ ZY198 ▪



▪ ZY380 ▪

| Pattern Code | Position | Ply Rating | Tread Depth (mm) | Load Index | Speed Symbol | Max Load (kg) | | Pressure kPa (PSI) | Standard Rim | |
|---|---|---|---|---|---|---|---|---|---|---|
| | | | | | | Single | Dual | | | |
| ZY168 | ALL POSITION | 20 | 15.0 | 157/154 | M | 4125 | 3750 | 900 | 9 | |
| ZY198 | ALL POSITION | 20 | 15.0 | 157/154 | M | 4125 | 3750 | 900 | 9 | |
| ZY350 | STEER/ TRAILER | 20 | 15.5 | 157/154 | M | 4125 | 3750 | 900 | 9 | |
| ZY370 | STEER/ TRAILER | 20 | 14.5 | 157/154 | M | 4125 | 3750 | 900 | 9 | ※ |
| ZY360 | STEER/ TRAILER | 20 | 15.0 | 157/154 | M | 4125 | 3750 | 900 | 9 | |
| ZY380 | DRIVE | 20 | 20.0 | 157/154 | M | 4125 | 3750 | 900 | 9 | |

※ To be launched in Phase 2

# 315/80R22.5

Recommend Available Disabled



ZYPROL



▪ ZY180 ▪





▪ ZY500 ▪





▪ ZY300 ▪



Recommend Available Disabled



# 385/65R22.5

ENHANCED DURABILITY

STABLE HANDLING

HIGH LOAD CAPACITY

EXCELLENT MILEAGE

| Pattern Code | Position | Ply Rating | Tread Depth (mm) | Load Index | Speed Symbol | Max Load (kg) | Pressure kPa (PSI) | Standard Rim |
|---|---|---|---|---|---|---|---|---|
| ZY180 | STEER/ TRAILER | 20 | 15.0 | 160 | L | 4500 | 900 | 11.75 |
| ZY500 | STEER/ TRAILER | 20 | 15.0 | 160 | L | 4500 | 900 | 11.75 |
| ZY300 | STEER/ TRAILER | 20 | 14.5 | 160 | L | 4500 | 900 | 11.75 |

ZYPROL

Recommend Available Disabled



## ▪ ZY390 ▪



## ▪ ZY269 ▪



## ▪ ZY168 ▪



## ▪ ZY380 ▪



## ▪ ZY268 ▪



**295/80R22.5**

| Pattern Code | Position | Ply Rating | Tread Depth (mm) | Load Index | Speed Symbol | Max Load (kg) | | Pressure kPa (PSI) | Standard Rim | |
|---|---|---|---|---|---|---|---|---|---|---|
| | | | | | | Single | Dual | | | |
| ZY390 | STEER/ TRAILER | 18 | 15.0 | 152/149 | M | 3550 | 3250 | 900 | 9 | |
| ZY269 | STEER/ TRAILER | 18 | 14.5 | 152/149 | M | 3550 | 3250 | 900 | 9 | ※ |

※ To be launched in Phase 2

| Pattern Code | Position | Ply Rating | Tread Depth (mm) | Load Index | Speed Symbol | Max Load (kg) | | Pressure kPa (PSI) | Standard Rim |
|---|---|---|---|---|---|---|---|---|---|
| | | | | | | Single | Dual | | |
| ZY168 | ALL POSITION | 18 | 15.5 | 152/149 | M | 3550 | 3250 | 900 | 9 |
| ZY380 | DRIVE | 18 | 19.5 | 152/149 | M | 3550 | 3250 | 900 | 9 |
| ZY268 | DRIVE | 18 | 20.5 | 152/149 | M | 3550 | 3250 | 900 | 9 |



# 13R22.5

Engineered for long-distance transport and heavy load operations, delivering stability, and mileage performance.




## ▪ ZY168 ▪






## ▪ ZY187 ▪



### SPECIFICATIONS

| Pattern Code | Position | Ply Rating | Tread Depth (mm) | Load Index | Speed Symbol | Max Load (kg) | | Pressure kPa (PSI) | Standard Rim | |
|---|---|---|---|---|---|---|---|---|---|---|
| | | | | | | Single | Dual | | | |
| ZY168 | ALL POSITION | 20 | 15.0 | 156/153 | L | 4000 | 3650 | 900 | 9.75 | |
| ZY187 | STEER/ TRAILER | 20 | 15.0 | 156/153 | L | 4000 | 3650 | 900 | 9.75 | ※ |

※ To be launched in Phase 2

Recommend Available Disabled






▪ ZY168 ▪









▪ ZY169 ▪



▪ ZY600 ▪



Recommend Available Disabled

# 12.00R20

## SPECIFICATIONS

| Pattern Code | Position | Ply Rating | Tread Depth (mm) | Load Index | Speed Symbol | Max Load (kg) | | Pressure kPa (PSI) | Standard Rim | |
|---|---|---|---|---|---|---|---|---|---|---|
| | | | | | | Single | Dual | | | |
| ZY168 | ALL POSITION | 20 | 15.8 | 156/153 | K | 4000 | 3650 | 900 | 8.5 | |
| ZY169 | ALL POSITION | 20 | 17.5 | 156/153 | K | 4000 | 3650 | 900 | 8.5 | ※ |
| ZY600 | DRIVE | 20 | 20.0 | 156/153 | K | 4000 | 3650 | 900 | 8.5 | |

※ To be launched in Phase 2

ZYPROL

# 12.00R24

Engineered for heavy-load mixed-serviceoperations. Deliverssuperior cut-chip resistance and powerful traction on highway,gravel roads andconstruction sites.




## ▪ ZY168 ▪






## ▪ ZY169 ▪






## ▪ ZY900 ▪



○ Recommend ○ Available ○ Disabled

## SPECIFICATIONS

| Pattern Code | Position | Ply Rating | Tread Depth (mm) | Load Index | Speed Symbol | Max Load (kg) | | Pressure kPa (PSI) | Standard Rim | |
|---|---|---|---|---|---|---|---|---|---|---|
| | | | | | | Single | Dual | | | |
| ZY168 | ALL POSITION | 20 | 15.0 | 160/157 | K | 4500 | 4125 | 900 | 8.5 | |
| ZY169 | ALL POSITION | 20 | 15.0 | 160/157 | K | 4500 | 4125 | 900 | 8.5 | ※ |
| ZY900 | DRIVE | 20 | 15.0 | 160/157 | K | 4500 | 4125 | 900 | 8.5 | |

※ To be launched in Phase 2



# SAFETY WARNING & MAINTENANCE INFORMATION

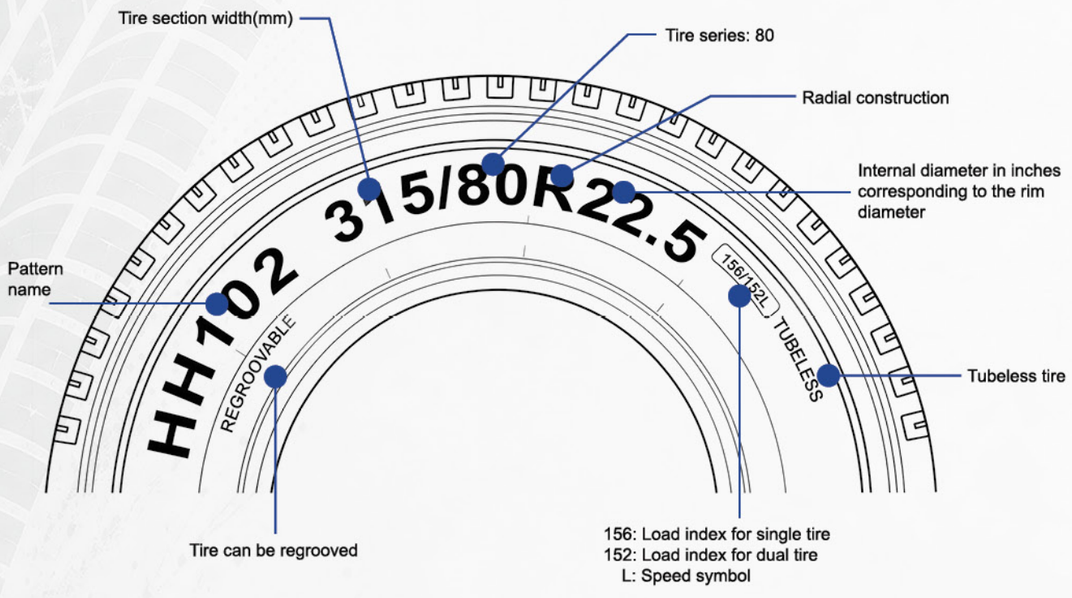


## IMPORTANT SAFETY WARNING AND MAINTENANCE INFORMATION

Any tyre, no matter how well constructed, may fail in sue as result of punctures, impact damage, improper inflation or other conditions resulting from use.
Tire failures may create risk of property damage or personal injury. To reduce the risk of tyre failure, we strongly recommend the following:

## WARNING:

**Serious Injury May Result From:**

Tyre failure due to underinflation/vehicle overloading – follow owner's manual specifications or tyre information placed in your vehicle.
Explosion of tyre/rim assembly due to improper mounting – only specially trained persons should mount tyres.

## Check Inflation Pressure On All Tyres

Tire pressures, including the spare, should be checked at least once per month before driving, when the tyres are cold (after the vehicle has been stopped for three hours or driven less than one mile). Do not reduce air pressure when tyres are hot. Use a tyre gauge to check pressure and maintain it at the level recommended by the vehicle manufacture. If a tyre loses more than one pound of air pressure per month, have it checked for leakage by your dealer. Proper inflation pressure is very important to tyre life, comfortableness, and vehicle handling, therefore you should always maintain the correct inflation pressure in your tyres according to your vehicle manufacture's recommendation. In addition, your vehicle has a tyre information placard, which indicates the proper tire size and inflation pressure for your particular model car.

## Wheel Alignment and Balancing

These are very important considerations for comfortableness and maximum mileage from your tyres. Check how your tires are wearing at least once a month. If your tyres are wearing unevenly, such as the inside shoulder of the tyre wearing faster than the rest of the tread, your vehicle may be out of be alignment. This condition not only shortens the life of your tyres but also adversely affects the handling characteristics of your vehicle which could be dangerous. If irregular wear is indicated, have your alignment checked immediately. Tyre which have been run underinflated will show more wear on the shoulders than in the center of the tread. Such underinlfation may cause damage to the tire structure. Have the tyres inspected by your dealer.

## Do Not Overload

The maximum load capacity and air pressure of your tyres is marked on the sidewall. Do not exceed these limits. Following the loading instructions of the manufacturer of your vehicle should insure that your tyres are not overloaded.
Tires which are loaded beyond their maximum allowable loads for the particular application will build up excessive heat that may result in sudden tyre destruction.

## Radial Tyre Rotation

The purpose of rotating tyres is to achieve a more uniform wear for all tyres on a vehicle.
Before rotating tyres, determine the cause of any unusual wear and correct any misalignment, imbalance, or other mechanical problems.

**REMEMBER!** Your warranty requires the tyre to be rotated at least every 6,000 miles (9,500km).
These rotation patterns are acceptable. Please refer to your vehicle owner's manual regarding the rotation advice.

ZYPROL

# Truck & Bus Tyre Dimensions

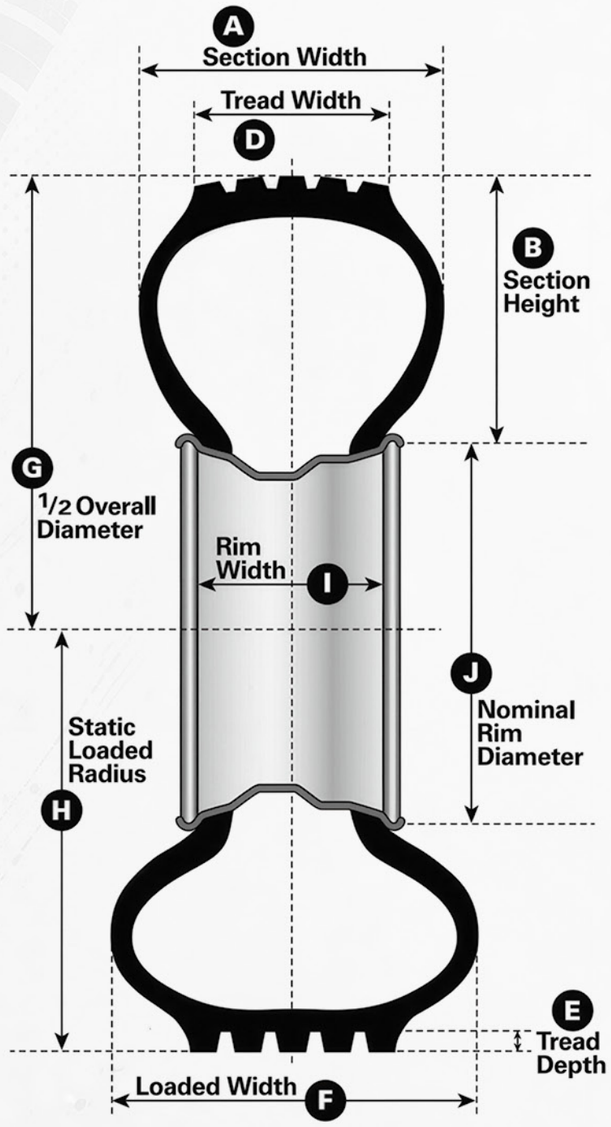


**A (Nominal) Section Width**

Measurement of the cross section of an unladen tire across the casing only – not including ribs or protrusions.

**Overall Width**

Measurement of the cross section of an unladen tire, including ribs and protrusions. Usually the same as section width on radial tires.

**B Section Height**

Distance from the bead seat to the tread surface of an unladen tire.

**C Aspect Ratio**

$$\text{Aspect Ratio} = \frac{\text{Section Height}}{\text{Section Width}}$$

**D Tread Width**

Distance across the tread face of an unladen tire.

**E Tread Depth**

Distance from tread surface to major groove base at designated measuring point.

**F Loaded Width**

The maximum section width of a loaded tire under maximum dual load and inflation as stamped on the sidewall of the tire.

**G Overall Diameter**

The measurement of the distance of an unladen tire from tread surface to tread surface on opposite sides of the tire.

**H Static Loaded Radius**

Distance from the center of the axle to the ground of a loaded tire under maximum dual load and inflation as stamped on the sidewall of the tire.

**I Rim Width**

Distance between the rim flanges.

**J Nominal Rim Diameter**

Diameter of the rim from bead seat to bead seat in inches.

**Minimum Dual Spacing**

The minimum allowable distance between the wheel center lines in a dual arrangement.

**Revolutions Per Mile (RPM)**

The number of tire revolutions in one mile, measured at 55 mph maximum dual load and inflation (as stamped on the tire's sidewall).

**NOTE:**

Tires mounted and inflated to recommended pressure.
All dimensions measured 24-hours after initial inflation.

## Ply Rating/Load Range

| PLY RATING | LOAD RANGE |
|---|---|
| 2 | A |
| 4 | B |
| 6 | C |
| 8 | D |
| 10 | E |
| 12 | F |
| 14 | G |
| 16 | H |
| 18 | J |
| 20 | L |
| 22 | M |

While there is no industry-wide definition of ply rating, truck tires are frequently marked with ply rating and equivalent load range. These markings are used to identify the load and inflation limits of that particular tire, when used in a specific type of service. See adjacent table for conversion of tire markings. Corresponding loads may be found in appropriate load tables.

## Speed Symbol

| SPEED SYMBOL | SPEED CATEGORY (KM/H) | MPH |
|---|---|---|
| F | 80 | 50 |
| G | 90 | 55 |
| J | 100 | 62 |
| K | 110 | 68 |
| L | 120 | 75 |
| M | 130 | 81 |
| N | 140 | 87 |

The SPEED SYMBOL indicates the speed at which the tire can carry a load corresponding to its Load Index under service conditions specified by the tire manufacturer.

## International Load Index Numbers

| LI | kg | LI | kg | LI | kg | LI | kg | LI | kg |
|---|---|---|---|---|---|---|---|---|---|
| 50 | 190 | 76 | 400 | 102 | 850 | 128 | 1800 | 154 | 3750 |
| 51 | 195 | 77 | 412 | 103 | 875 | 129 | 1850 | 155 | 3875 |
| 52 | 200 | 78 | 425 | 104 | 900 | 130 | 1900 | 156 | 4000 |
| 53 | 206 | 79 | 437 | 105 | 925 | 131 | 1650 | 157 | 4125 |
| 54 | 212 | 80 | 450 | 106 | 950 | 132 | 2000 | 158 | 4250 |
| 55 | 218 | 81 | 462 | 107 | 975 | 133 | 2060 | 159 | 4375 |
| 56 | 224 | 82 | 475 | 108 | 1000 | 134 | 2120 | 160 | 4500 |
| 57 | 230 | 83 | 487 | 109 | 1030 | 135 | 2180 | 161 | 4625 |
| 58 | 236 | 84 | 500 | 110 | 1060 | 136 | 2240 | 162 | 4750 |
| 59 | 243 | 85 | 515 | 111 | 1090 | 137 | 2300 | 163 | 4875 |
| 60 | 250 | 86 | 530 | 112 | 1120 | 138 | 2360 | 164 | 5000 |
| 61 | 257 | 87 | 545 | 113 | 1150 | 139 | 2430 | 165 | 5150 |
| 62 | 265 | 88 | 560 | 114 | 1180 | 140 | 2500 | 166 | 5300 |
| 63 | 272 | 89 | 580 | 115 | 1215 | 141 | 2575 | 167 | 5450 |
| 64 | 280 | 90 | 600 | 116 | 1250 | 142 | 2650 | 168 | 5600 |
| 65 | 290 | 91 | 615 | 117 | 1285 | 143 | 2725 | 169 | 5800 |
| 66 | 300 | 92 | 630 | 118 | 1320 | 144 | 2800 | 170 | 6000 |
| 67 | 307 | 93 | 650 | 119 | 1360 | 145 | 2900 | 171 | 6150 |
| 68 | 315 | 94 | 670 | 120 | 1400 | 146 | 3000 | 172 | 6300 |
| 69 | 325 | 95 | 690 | 121 | 1450 | 147 | 3075 | 173 | 6500 |
| 70 | 335 | 96 | 710 | 122 | 1500 | 148 | 3150 | 174 | 6700 |
| 71 | 345 | 97 | 730 | 123 | 1550 | 149 | 3250 | 175 | 6900 |
| 72 | 355 | 98 | 750 | 124 | 1600 | 150 | 3350 | 176 | 7100 |
| 73 | 365 | 99 | 775 | 125 | 1650 | 151 | 3450 | 177 | 7300 |
| 74 | 375 | 100 | 800 | 126 | 1700 | 152 | 3550 | 178 | 7500 |
| 75 | 387 | 101 | 825 | 127 | 1750 | 153 | 3650 | 179 | 7750 |

Selection of Load Index Numbers: Select the load index number with the equivalent load of the tire (round up to midpoint).

If the tire maximum load rating is only given in customary units, convert that load to kilograms and select the closest load index equivalent (Kg) load.